




# How to clean & disinfect Faucets


**1**  Select a Maxim disinfectant that works effectively on hard, non-porous surfaces.

**2**  Put on your safety glasses and gloves.

**3**  Apply the product to the entire surface of the faucet, including edges, with a brush, cloth, or sponge until the surface is thoroughly wet.

For spray applications, hold 6-8 inches from the surface.

**4**  Allow surface to remain wet. See product label instructions for appropriate dwell time.

**5**  Wipe dry with a clean cloth or allow to air dry.



**Recommended:**  
**Maxim's**  
**AFBC Acid Free Restroom Cleaner**

Read all product instructions carefully for proper use and maximum effectiveness.